

Infond Funds

FACT SHEETS

Infond Dividendni

Infond Družbeno odgovorni

Infond Evropa

Infond Globalni defenzivni

Infond Globalni delniški

Infond Globalni fleksibilni

Infond Globalni uravnoteženi

Infond Kitajska

Infond Kratkoročne obveznice - EUR

Infond Megatrendi

Infond Naložbeni cilj 2040

Infond Obvezniški - EUR

Infond Razviti trgi

Infond Select

Infond Surovine in energija

Infond Tehnologija

Infond Trgi v razvoju

Infond ZDA

Infond Zdravstvo

PERFORMANCE - 1 YR

+17,87%

PERFORMANCE - 3 YR

+7,77%

PERFORMANCE - 5 YR

+33,29%

Infond Umbrella Fund

Infond Dividendni, developed market equity subfund

Investment policy

Infond Dividendni, the global equity subfund of the Infond Umbrella Fund, has no sectoral limitation. Investments are selected systematically between companies that steadily increase dividends.

Suitable for

The fund is suitable for investors who are willing to assume higher risk and invest over the long term.

Fund overview as at 31.05.2024

ISIN	SI0021401342
Net asset value (NAV)	€12,20
Total Net Assets (EUR)	9.697.993 €
Initial charge	max. 3 %
Redemption fee	0%
Management fee	2,25%
Inception date	11.12.2010

The summary risk indicator



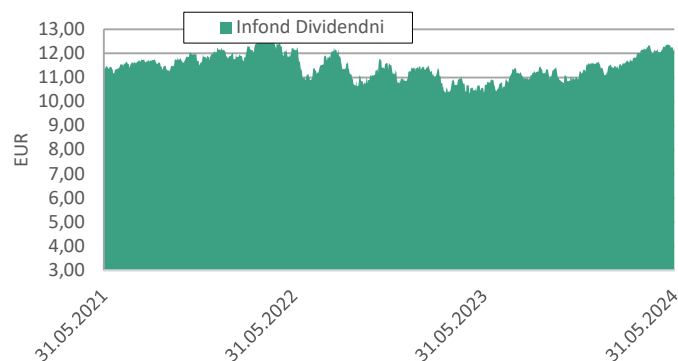
The risk indicator is based on the assumption that investor holds the fund for at least 5 years.

The summary risk indicator is a guide to the level of risk of this product compared to other products. It shows how likely it is that the product will lose money because of movements in the markets or because we are not able to pay you.

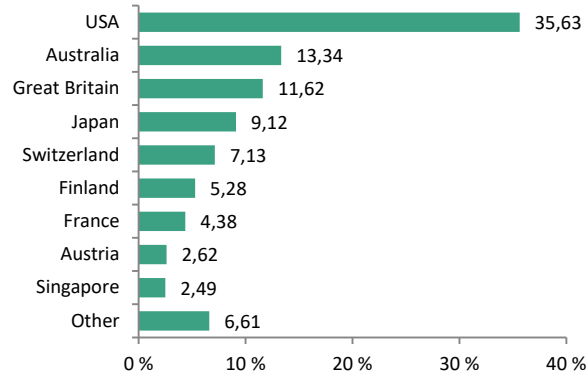
We have classified the fund as 4 out of 7, which is a medium risk class. The summary risk indicator is based on an estimate of the magnitude of fluctuations in the value of the asset unit. Depending on the fund's operations in the future, the summary risk indicator may change. The lowest category does not mean a risk-free investment. The Fund does not use any protection for future market performance, so you may lose all or part of your investment.

TOP 10 Holdings as at 31.05.2024	ISIN	%
HARGREAVES LANSDOWN	GB00B1VZ0M25	3,90
CENTRICA	GB00B033F229	3,01
RIO TINTO	GB0007188757	2,88
TEXAS INSTRUMENTS	US8825081040	2,78
EXXON MOBIL	US30231G1022	2,77
FORTESCUE	AU000000FMG4	2,73
ORION OYJ	FI0009014377	2,69
COSTCO WHOLESALE	US22160K1051	2,69
PAYCHEX	US7043261079	2,68
PILBARA MINERALS	AU000000PLS0	2,68

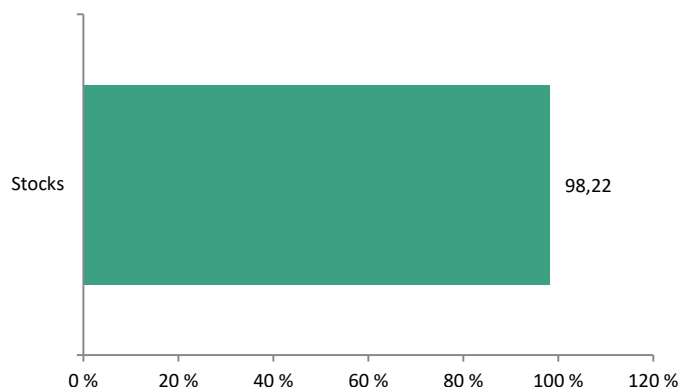
Fund performance



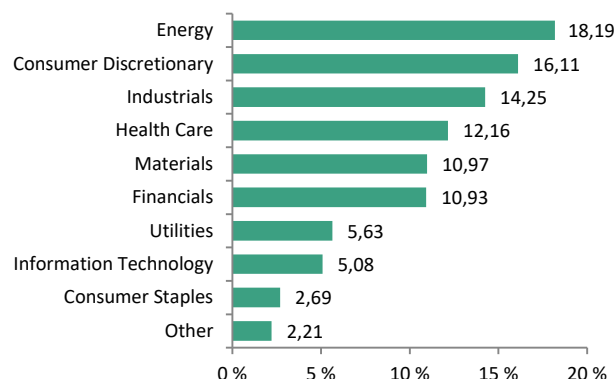
Geographic allocation



Asset allocation



Sector allocation



SAVA INFOND, DRUŽBA ZA UPRAVLJANJE, D.O.O.

Ulica Eve Lovše 7, SI-2000 Maribor

Tel: +386 2 229 74 40, Fax: +386 2 229 74 89, E: info@infond.si

PERFORMANCE - 1 YR

+15,50%

PERFORMANCE - 3 YR

+20,13%

PERFORMANCE - 5 YR

+77,34%

Infond Umbrella Fund

Infond Družbeno odgovorni, developed markets eq. subfund

Investment policy

Infond Družbeno odgovorni, the equity subfund of the Umbrella Fund, is a SFDR Article 8 complied equity fund that invests in companies located in developed markets.

Suitable for

The fund is suitable for investors who are willing to assume higher risk and invest over the long term.

TOP 10 Holdings as at 31.05.2024

	ISIN	%
LAM RESEARCH	US5128071082	3,51
KLA - TENCOR	US4824801009	3,14
DBS GROUP HOLDINGS	SG1L01001701	3,04
BOOKING HOLDINGS	US0985711089	2,98
ABB	CH0012221716	2,87
MICROSOFT	US5949181045	2,81
INTESA SANPAOLO	IT0000072618	2,80
TAIWAN SEMICONDUCTOR	US8740391003	2,73
ZOETIS	US98978V1035	2,68
ELEVANCE HEALTH	US0367521038	2,63

Fund overview as at 31.05.2024

ISIN	SI0021400880
Net asset value (NAV)	€58,77
Total Net Assets (EUR)	24.512.309 €
Initial charge	max. 3 %
Redemption fee	0%
Management fee	2,25%
Inception date	21.04.2005

The summary risk indicator

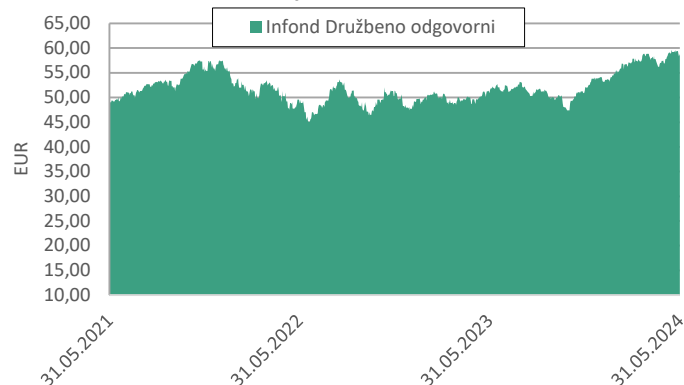


The risk indicator is based on the assumption that investor holds the fund for at least 5 years.

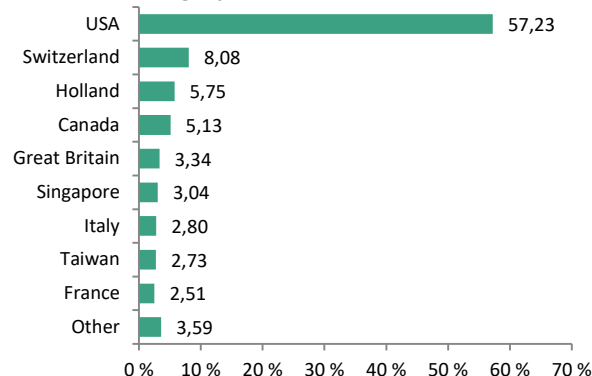
The summary risk indicator is a guide to the level of risk of this product compared to other products. It shows how likely it is that the product will lose money because of movements in the markets or because we are not able to pay you.

We have classified the fund as 4 out of 7, which is a medium risk class. The summary risk indicator is based on an estimate of the magnitude of fluctuations in the value of the asset unit. Depending on the fund's operations in the future, the summary risk indicator may change. The lowest category does not mean a risk-free investment. The Fund does not use any protection for future market performance, so you may lose all or part of your investment.

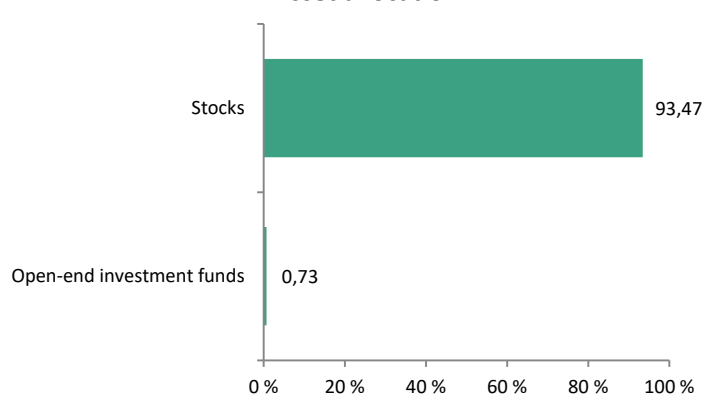
Fund performance



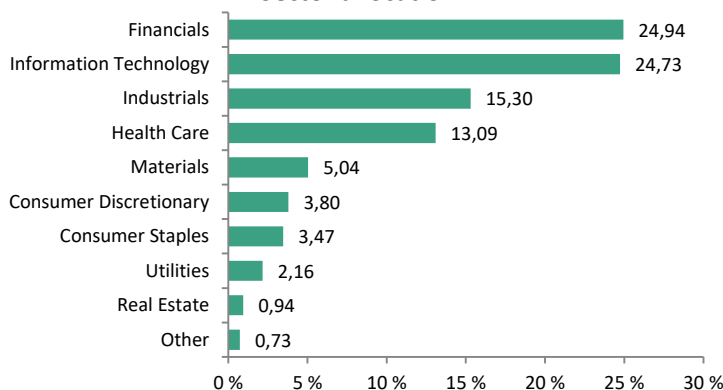
Geographic allocation



Asset allocation



Sector allocation



SAVA INFOND, DRUŽBA ZA UPRAVLJANJE, D.O.O.

Ulica Eve Lovše 7, SI-2000 Maribor

Tel: +386 2 229 74 40, Fax: +386 2 229 74 89, E: info@infond.si

PERFORMANCE - 1 YR

+15,39%

PERFORMANCE - 3 YR

+18,31%

PERFORMANCE - 5 YR

+47,19%

Infond Umbrella Fund

Infond Evropa, equity subfund

Investment policy

Infond Evropa, equity subfund, investment objective is long-term performance, which it aims to achieve by investing in high-quality European stocks with sound fundamentals. Fund has no sectoral limitation.

Suitable for

The fund is suitable for investors who are willing to assume higher risk and invest over the long term.

Fund overview as at 31.05.2024

ISIN	SI0021400492
Net asset value (NAV)	€7,06
Total Net Assets (EUR)	10.291.908 €
Initial charge	max. 3 %
Redemption fee	0%
Management fee	2,25%
Inception date	15.11.2004

The summary risk indicator



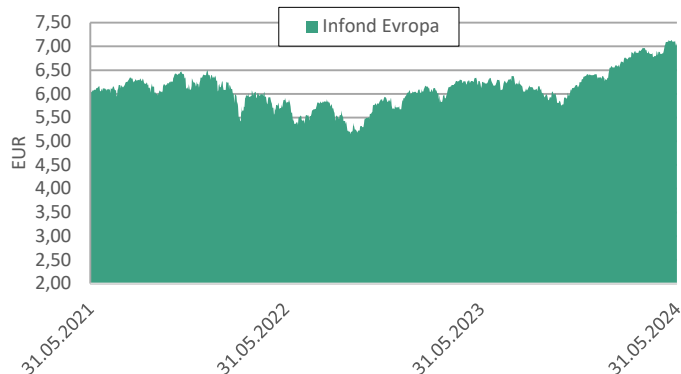
The risk indicator is based on the assumption that investor holds the fund for at least 5 years.

The summary risk indicator is a guide to the level of risk of this product compared to other products. It shows how likely it is that the product will lose money because of movements in the markets or because we are not able to pay you.

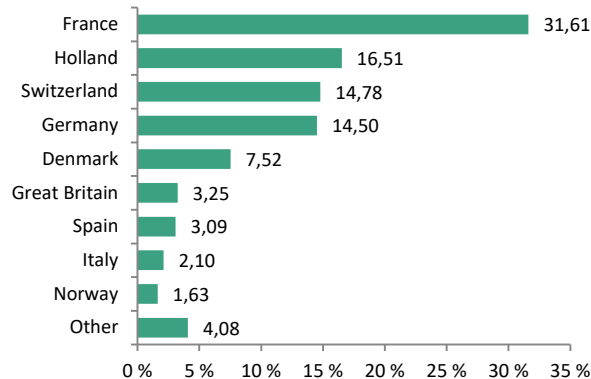
We have classified the fund as 4 out of 7, which is a medium risk class. The summary risk indicator is based on an estimate of the magnitude of fluctuations in the value of the asset unit. Depending on the fund's operations in the future, the summary risk indicator may change. The lowest category does not mean a risk-free investment. The Fund does not use any protection for future market performance, so you may lose all or part of your investment.

TOP 10 Holdings as at 31.05.2024	ISIN	%
ASML HOLDING	NL0010273215	7,83
NOVO NORDISK	DK0062498333	6,21
NOVARTIS	CH0012005267	4,20
ABB	CH0012221716	3,47
L'OREAL	FR0000120321	3,43
ING GROEP	NL0011821202	3,42
BNP PARIBAS	FR0000131104	3,35
SCHNEIDER ELECTRIC	FR0000121972	3,31
SANOFI	FR0000120578	3,23
THALES	FR0000121329	3,08

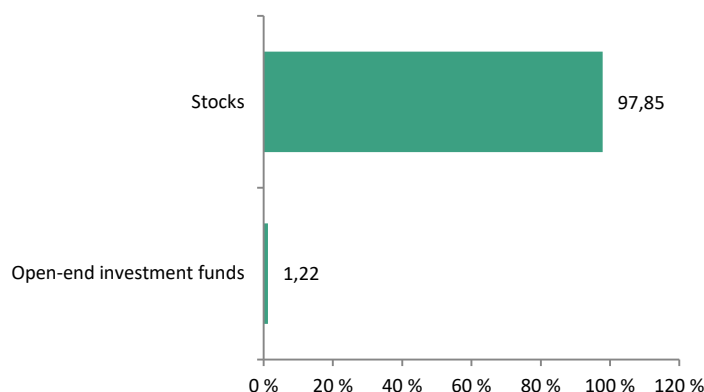
Fund performance



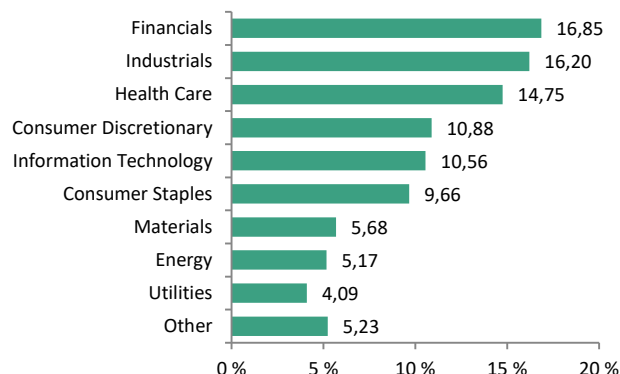
Geographic allocation



Asset allocation



Sector allocation



SAVA INFOND, DRUŽBA ZA UPRAVLJANJE, D.O.O.

Ulica Eve Lovše 7, SI-2000 Maribor

Tel: +386 2 229 74 40, Fax: +386 2 229 74 89, E: info@infond.si

PERFORMANCE - 1 YR

+6,37%

PERFORMANCE - 3 YR

-2,51%

PERFORMANCE - 5 YR

+6,50%

Infond Umbrella Fund

Infond Globalni defenzivni, mixed subfund

Investment policy

Infond Globalni defenzivni, the global mix defensive subfund, invests a maximum of 35% of its net assets in equities with neither geographical or sectoral limitation. It invests mainly in bonds, money market instruments, deposits and target funds.

Suitable for

The fund is suitable for investors who are willing to assume modest risk and invest over the long term.

Fund overview as at 31.05.2024

ISIN	SI0021400476
Net asset value (NAV)	€40,32
Total Net Assets (EUR)	30.122.293 €
Initial charge	max. 3 %
Redemption fee	0%
Management fee	1,65%
Inception date	01.07.1995

The summary risk indicator

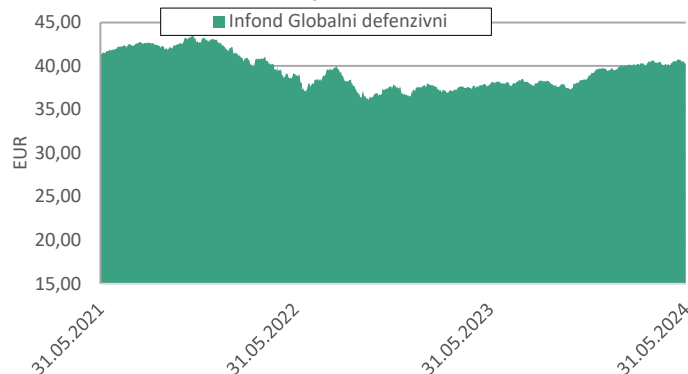


The risk indicator is based on the assumption that investor holds the fund for at least 3 years. The summary risk indicator is a guide to the level of risk of this product compared to other products. It shows how likely it is that the product will lose money because of movements in the markets or because we are not able to pay you.

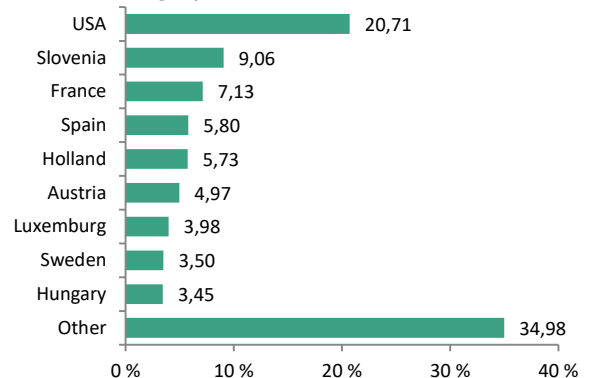
We have classified the fund as 3 out of 7, which is a medium-low risk class. The summary risk indicator is based on an estimate of the magnitude of fluctuations in the value of the asset unit. Depending on the fund's operations in the future, the summary risk indicator may change. The lowest category does not mean a risk-free investment. The Fund does not use any protection for future market performance, so you may lose all or part of your investment.

TOP 10 Holdings as at 31.05.2024	ISIN	%
SIJ - SIJ8	SI0032104489	3,61
REPUBLIC OF SERBIA - SERBIA 1.5	XS2015296465	2,43
GRIFOLS - GRFSM 1.625	XS2076836555	2,30
REPUBLIKA SLOVENIJA - SLOREP 1.5	SI0002103487	2,22
WELLS FARGO - WFC 1.375	XS1400169931	2,21
ERSTE BANK - ERSTBK 0.875	AT0000A2GH08	2,15
REPUBLIC OF HUNGARY - REPHUN 1.125	XS2161992198	2,06
SANTANDER - SANTAN 1.125	XS1751004232	1,97
REPUBLIC OF BULGARIA - BGARIA 2.625	XS1208855889	1,80
EFSF	EU000A1G0AT6	1,69

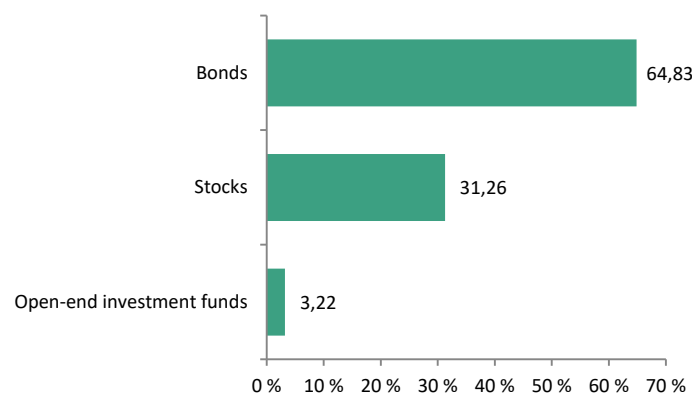
Fund performance



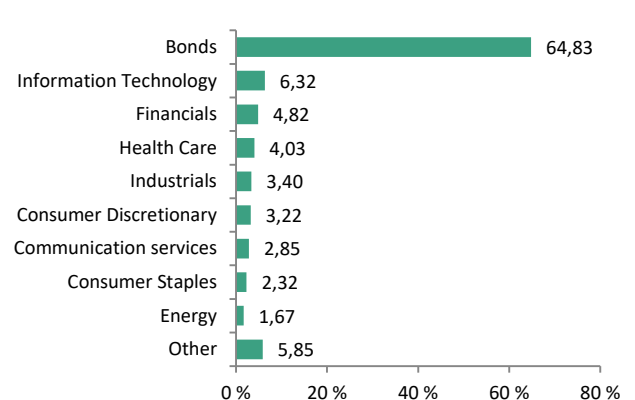
Geographic allocation



Asset allocation



Sector allocation



SAVA INFOND, DRUŽBA ZA UPRAVLJANJE, D.O.O.

Ulica Eve Lovše 7, SI-2000 Maribor

Tel: +386 2 229 74 40, Fax: +386 2 229 74 89, E: info@infond.si

PERFORMANCE - 1 YR

+16,29%

PERFORMANCE - 3 YR

+14,58%

PERFORMANCE - 5 YR

+53,61%

Infond Umbrella Fund

Infond Globalni delniški, equity subfund

Investment policy

Infond Globalni delniški is a global equity subfund, that invests in equities issued by companies worldwide with no sectoral limitation. At least 20 % of its assets is invested in developing countries.

Suitable for

The fund is suitable for investors who are willing to assume higher risk and invest over the long term.

Fund overview as at 31.05.2024

ISIN	SI0021401136
Net asset value (NAV)	€10,11
Total Net Assets (EUR)	73.099.096 €
Initial charge	max. 3 %
Redemption fee	0%
Management fee	2,25%
Inception date	10.10.2008

The summary risk indicator

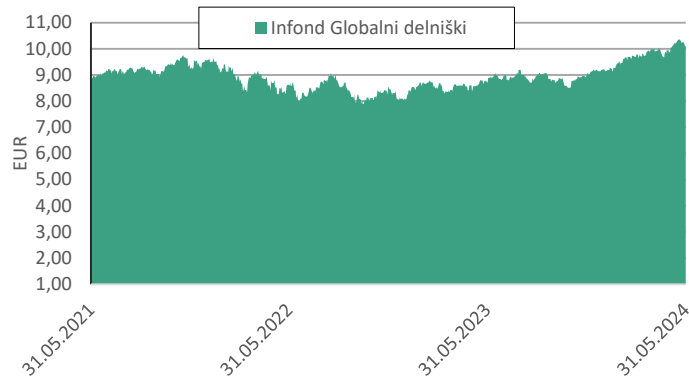


The risk indicator is based on the assumption that investor holds the fund for at least 5 years. The summary risk indicator is a guide to the level of risk of this product compared to other products. It shows how likely it is that the product will lose money because of movements in the markets or because we are not able to pay you.

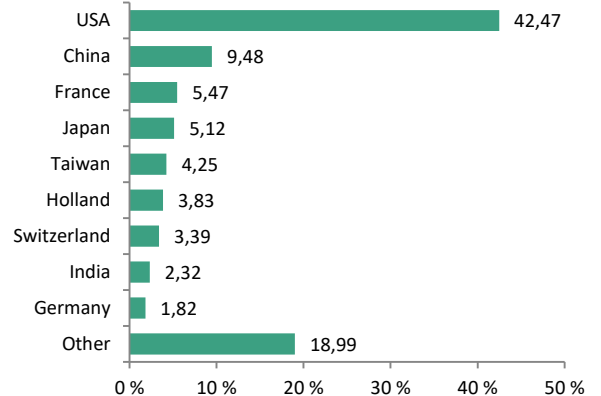
We have classified the fund as 4 out of 7, which is a medium risk class. The summary risk indicator is based on an estimate of the magnitude of fluctuations in the value of the asset unit. Depending on the fund's operations in the future, the summary risk indicator may change. The lowest category does not mean a risk-free investment. The Fund does not use any protection for future market performance, so you may lose all or part of your investment.

TOP 10 Holdings as at 31.05.2024	ISIN	%
TAIWAN SEMICONDUCTOR	US8740391003	3,81
MICROSOFT	US5949181045	3,30
APPLE	US0378331005	2,42
TENCENT HOLDINGS	KYG875721634	2,32
ALIBABA GROUP HOLDING	KYG017191142	2,29
NVIDIA	US67066G1040	2,21
ALPHABET	US02079K3059	2,17
ISHARES MSCI JAPAN	US46434G8226	2,07
AMAZON	US0231351067	2,05
ELEVANCE HEALTH	US0367521038	2,04

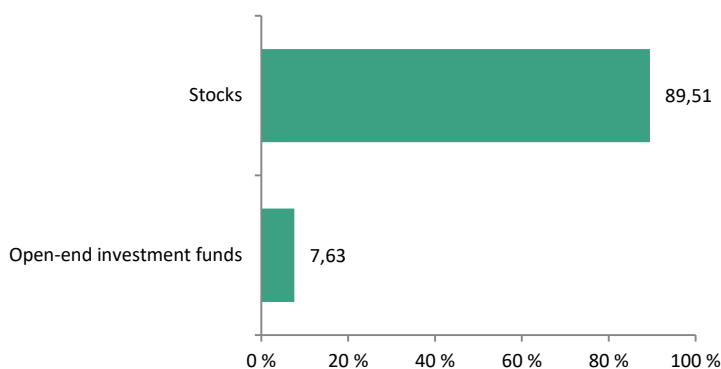
Fund performance



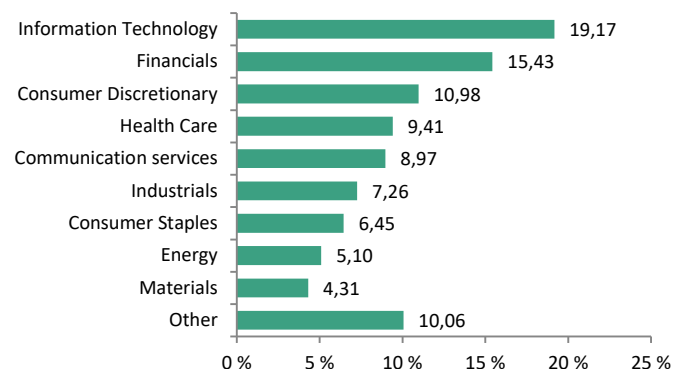
Geographic allocation



Asset allocation



Sector allocation



SAVA INFOND, DRUŽBA ZA UPRAVLJANJE, D.O.O.

Ulica Eve Lovše 7, SI-2000 Maribor

Tel: +386 2 229 74 40, Fax: +386 2 229 74 89, E: info@infond.si

PERFORMANCE - 1 YR

+14,26%

PERFORMANCE - 3 YR

+15,07%

PERFORMANCE - 5 YR

+38,46%

Infond Umbrella Fund

Infond Globalni fleksibilni, mixed flexible subfund

Investment policy

Infond Globalni fleksibilni is global mix flexible subfund of Infond Umbrella Funds. It invests in equities and bonds with neither geographical nor sectoral limitation.

Suitable for

Infond Globalni fleksibilni is geared toward investors who are looking for a mixture of safety, income and capital appreciation. The recommended duration of an investment is at least five years.

TOP 10 Holdings as at 31.05.2024

	ISIN	%
DEUTCHLAND - DBR 0 05/15/36	DE0001102549	3,25
NVIDIA	US67066G1040	3,14
EFSF	EU000A1G0AT6	2,72
KINGDOM OF THE NETHERLANDS - NETHER 0	NL0015000B11	2,66
FRANCE - FRTR 4.5	FR0010773192	2,65
ALPHABET	US02079K3059	2,54
ASML HOLDING	NL0010273215	2,48
MICROSOFT	US5949181045	2,45
POZAVAROVALNICA SAVA	SI0021110513	2,29
EU - EU 0.1	EU000A283867	2,14

Fund overview as at 31.05.2024

ISIN	SI0021401128
Net asset value (NAV)	€14,12
Total Net Assets (EUR)	22.509.149 €
Initial charge	max. 3 %
Redemption fee	0%
Management fee	2,00%
Inception date	26.09.2008

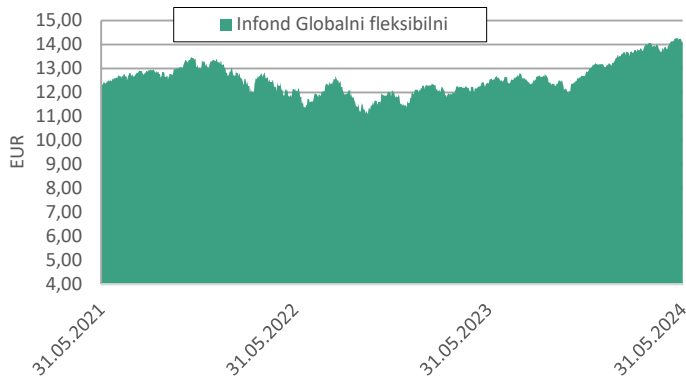
The summary risk indicator



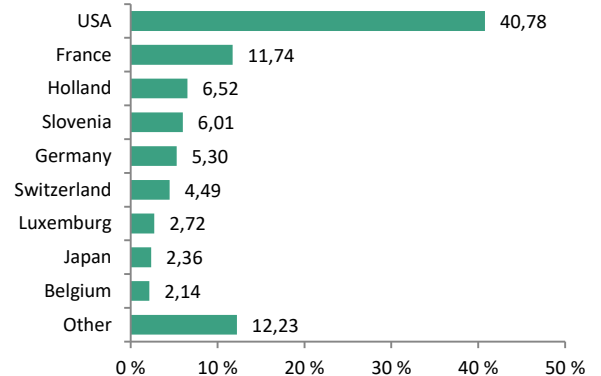
The risk indicator is based on the assumption that investor holds the fund for at least 5 years. The summary risk indicator is a guide to the level of risk of this product compared to other products. It shows how likely it is that the product will lose money because of movements in the markets or because we are not able to pay you.

We have classified the fund as 4 out of 7, which is a medium risk class. The summary risk indicator is based on an estimate of the magnitude of fluctuations in the value of the asset unit. Depending on the fund's operations in the future, the summary risk indicator may change. The lowest category does not mean a risk-free investment. The Fund does not use any protection for future market performance, so you may lose all or part of your investment.

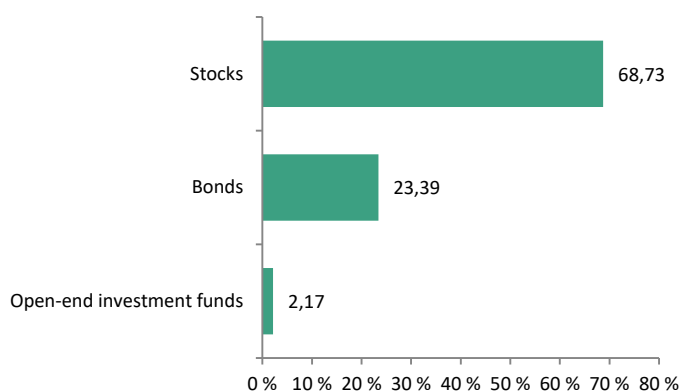
Fund performance



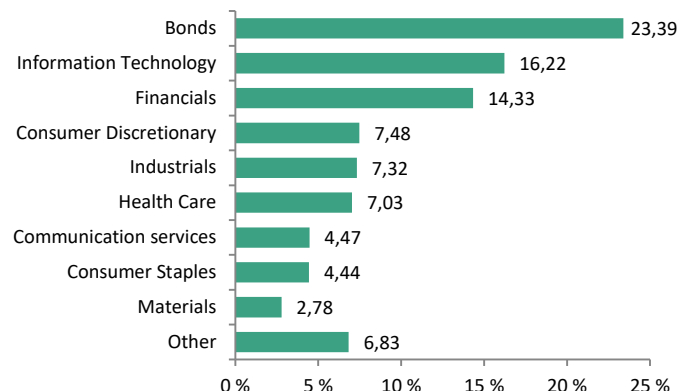
Geographic allocation



Asset allocation



Sector allocation



SAVA INFOND, DRUŽBA ZA UPRAVLJANJE, D.O.O.

Ulica Eve Lovše 7, SI-2000 Maribor

Tel: +386 2 229 74 40, Fax: +386 2 229 74 89, E: info@infond.si

PERFORMANCE - 1 YR

+12,38%

PERFORMANCE - 3 YR

+8,59%

PERFORMANCE - 5 YR

+31,77%

Infond Umbrella Fund

Infond Globalni uravnoveženi, mixed subfund

Investment policy

Infond Globalni uravnoveženi is the global balanced mixed subfund of the Infond Umbrella Fund. It invests between 35% and 65% of assets in shares and unites of equity target funds without regional or sectoral limitation.

Suitable for

As a mixed subfund, Infond Globalni uravnoveženi is geared toward investors who are looking for a mixture of safety, income and modest capital appreciation. The recommended duration of an investment is at least five years.

TOP 10 Holdings as at 31.05.2024

	ISIN	%
KINGDOM OF THE NETHERLANDS - NETHER 0	NL0015000B11	3,29
DEUTCHLAND - DBR 0 05/15/36	DE0001102549	3,25
FRANCE - FRTR 4.5	FR0010773192	2,84
MICROSOFT	US5949181045	2,80
EFSF	EU000A1G0AT6	2,63
EIB - EIB 0.25	XS2189259018	2,58
EU - EU 0.1	EU000A283867	2,39
NVIDIA	US67066G1040	2,38
REPUBLIC OF SERBIA - SERBIA 1.5	XS2015296465	2,31
APPLE	US0378331005	2,15

Fund overview as at 31.05.2024

ISIN	SI0021400161
Net asset value (NAV)	€91,97
Total Net Assets (EUR)	80.652.449 €
Initial charge	max. 3 %
Redemption fee	0%
Management fee	2,00%
Inception date	01.03.1994

The summary risk indicator

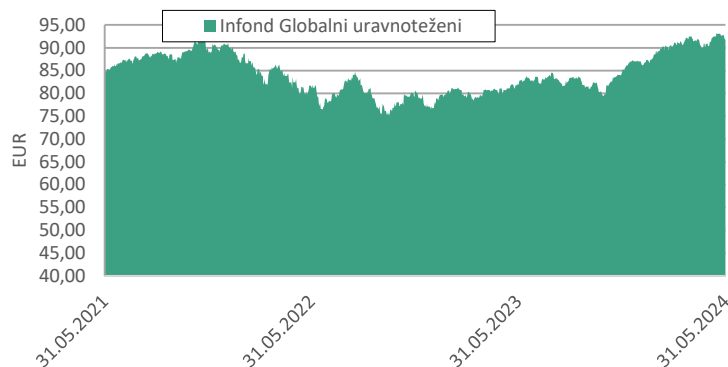


The risk indicator is based on the assumption that investor holds the fund for at least 5 years.

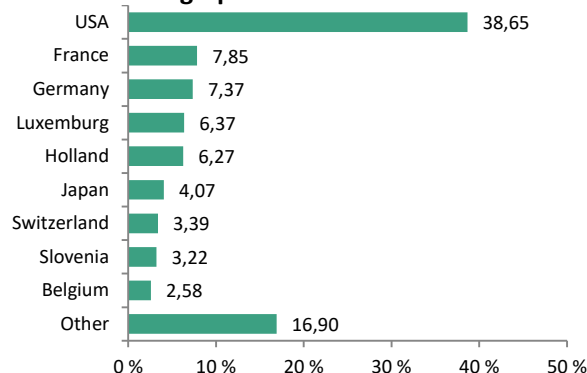
The summary risk indicator is a guide to the level of risk of this product compared to other products. It shows how likely it is that the product will lose money because of movements in the markets or because we are not able to pay you.

We have classified the fund as 3 out of 7, which is a medium-low risk class. The summary risk indicator is based on an estimate of the magnitude of fluctuations in the value of the asset unit. Depending on the fund's operations in the future, the summary risk indicator may change. The lowest category does not mean a risk-free investment. The Fund does not use any protection for future market performance, so you may lose all or part of your investment.

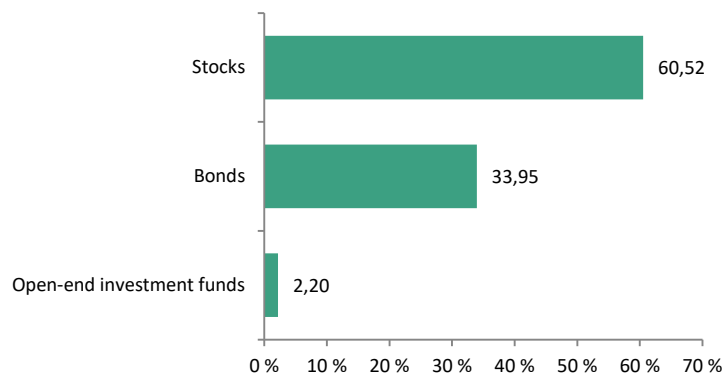
Fund performance



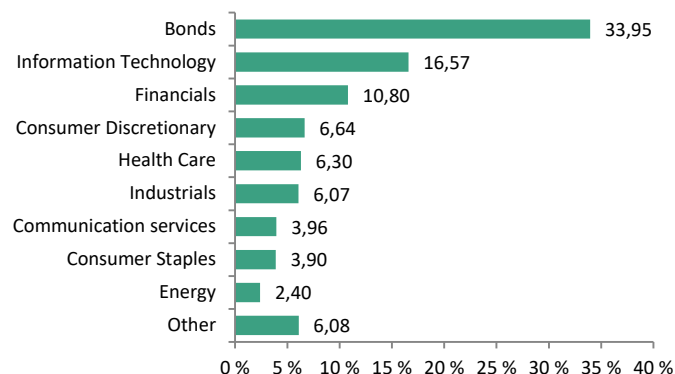
Geographic allocation



Asset allocation



Sector allocation



SAVA INFOND, DRUŽBA ZA UPRAVLJANJE, D.O.O.

Ulica Eve Lovše 7, SI-2000 Maribor

Tel: +386 2 229 74 40, Fax: +386 2 229 74 89, E: info@infond.si

PERFORMANCE - 1 YR

-7,69%

PERFORMANCE - 3 YR

-38,00%

PERFORMANCE - 5 YR

-30,74%

Infond Umbrella Fund

Infond Kitajska, equity subfund

Investment policy

Infond Kitajska, equity subfund of Infond Umbrella Fund, invests a minimum of 80% of its net assets in equities issued by companies of the subregion wider China (China, Hong Kong and Taiwan).

Suitable for

The fund is suitable for investors who are willing to assume higher risk and invest over the long term.

TOP 10 Holdings as at 31.05.2024

	ISIN	%
TENCENT HOLDINGS	KYG875721634	8,22
ALIBABA GROUP HOLDING	KYG017191142	8,04
PDD HOLDINGS	US7223041028	7,62
BAIDU	KYG070341048	5,09
LENOVO	HK0992009065	4,35
BYD	CNE100000296	3,78
PETROCHINA	CNE1000003W8	3,74
CHINA CONSTRUCTION BANK	CNE1000002H1	3,64
JD.COM	KYG820881014	3,39
ANTA SPORTS	KYG040111059	3,33

Fund overview as at 31.05.2024

ISIN	SI0021401433
Net asset value (NAV)	€9,53
Total Net Assets (EUR)	3.766.723 €
Initial charge	max. 3 %
Redemption fee	0%
Management fee	2,25%
Inception date	16.07.2011

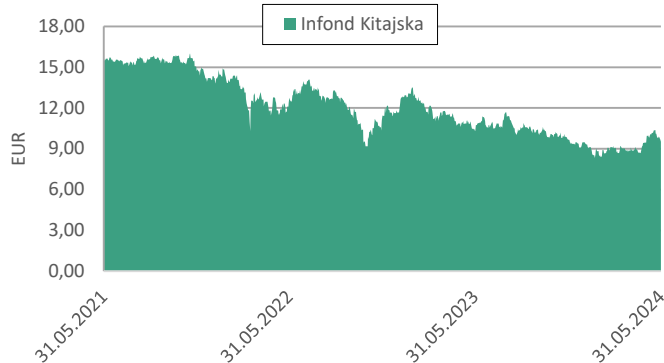
The summary risk indicator



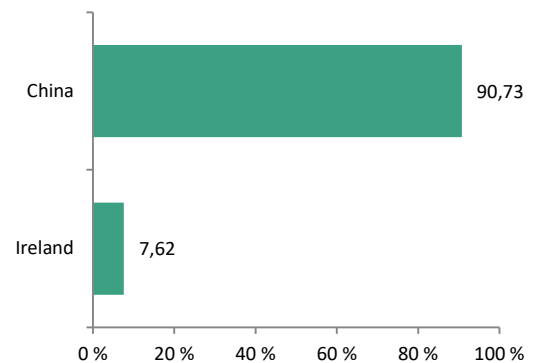
The risk indicator is based on the assumption that investor holds the fund for at least 5 years. The summary risk indicator is a guide to the level of risk of this product compared to other products. It shows how likely it is that the product will lose money because of movements in the markets or because we are not able to pay you.

We have classified the fund as 5 out of 7, which is a medium-high risk class. The summary risk indicator is based on an estimate of the magnitude of fluctuations in the value of the asset unit. Depending on the fund's operations in the future, the summary risk indicator may change. The lowest category does not mean a risk-free investment. The Fund does not use any protection for future market performance, so you may lose all or part of your investment.

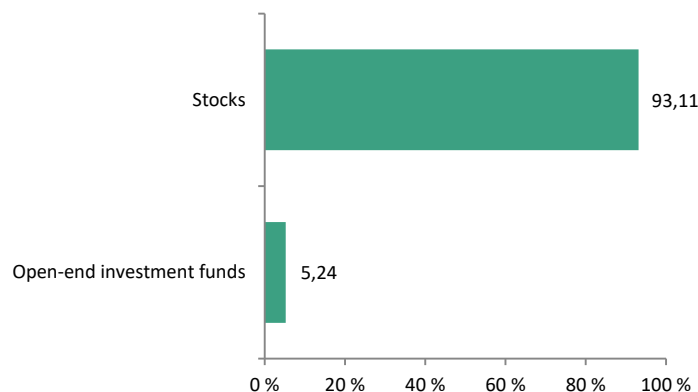
Fund performance



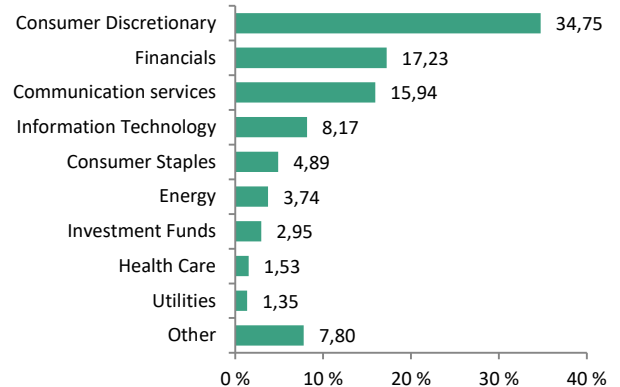
Geographic allocation



Asset allocation



Sector allocation



SAVA INFOND, DRUŽBA ZA UPRAVLJANJE, D.O.O.

Ulica Eve Lovše 7, SI-2000 Maribor

Tel: +386 2 229 74 40, Fax: +386 2 229 74 89, E: info@infond.si

PERFORMANCE - 1 YR

+2,63%

PERFORMANCE - 3 YR

-2,31%

PERFORMANCE - 5 YR

-1,88%

Infond Umbrella Fund

Infond Kratkoročne obveznice - EUR, bond subfund**Investment policy**


Infond Kratkoročne obveznice - EUR invests a min. of 80% of its net assets in bonds, bond funds and debt securities with average modified duration of portfolio between 1 and 3 years.

Suitable for

Investors with low risk tolerance or risk averse investors. A typical investment in a shortterm bond fund is at least 1 year.

Fund overview as at 31.05.2024

ISIN	SI0021401532
Net asset value (NAV)	€12,25
Total Net Assets (EUR)	31.743.223 €
Initial charge	max. 1,5 %
Redemption fee	0%
Management fee	0,40%
Inception date	16.10.2013

The summary risk indicator

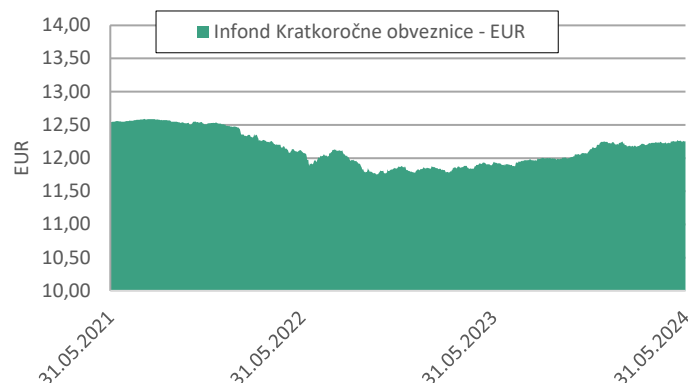
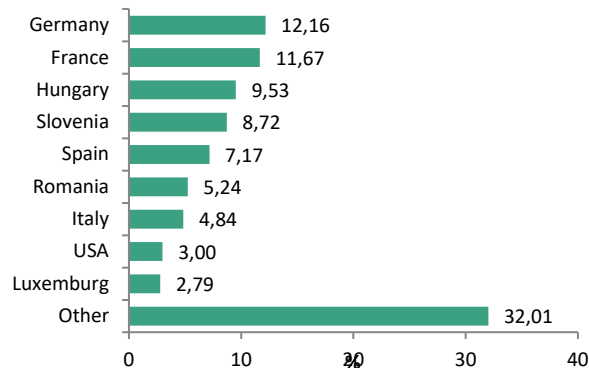
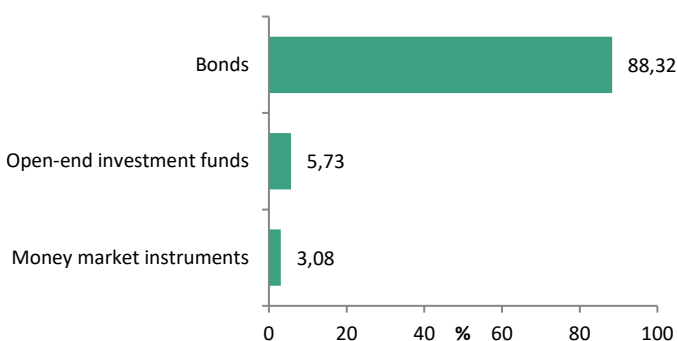
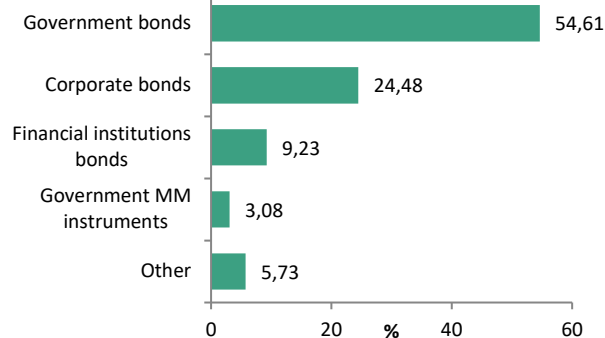
The risk indicator is based on the assumption that investor holds the fund for at least 1 year.

The summary risk indicator is a guide to the level of risk of this product compared to other products. It shows how likely it is that the product will lose money because of movements in the markets or because we are not able to pay you.

We have classified the fund as 2 out of 7, which is a low risk class. The summary risk indicator is based on an estimate of the magnitude of fluctuations in the value of the asset unit. Depending on the fund's operations in the future, the summary risk indicator may change. The lowest category does not mean a risk-free investment. The Fund does not use any protection for future market performance, so you may lose all or part of your investment.

TOP 10 Holdings as at 31.05.2024

	ISIN	%
REPUBLIKA SLOVENIJA - SLOREP 5.125	SI0002103164	3,28
ROMANIA - ROMANI 2.75	XS1312891549	3,16
SANTANDER - SANTAN 1.125	XS1751004232	3,11
REPUBLIKA SLOVENIJA - SLOREP 4.625	SI0002102984	3,10
FRANCE - BTF 0 01/29/25	FR0128227800	3,08
REPUBLIC OF ITALY - BTPS 5	IT0004513641	3,06
WELLS FARGO - WFC 1.375	XS1400169931	3,00
ELECTRICITE DE FRANCE - EDF 3.75	FR001400M9L7	2,88
ORSTED - ORSTED 2.25	XS2490471807	2,75
REPUBLIC OF LITHUANIA - LITHUN 0.95	XS1619567677	2,64

Fund performance**Geographic allocation****Asset allocation****Sector allocation**

SAVA INFOND, DRUŽBA ZA UPRAVLJANJE, D.O.O.

Ulica Eve Lovše 7, SI-2000 Maribor

Tel: +386 2 229 74 40, Fax: +386 2 229 74 89, E: info@infond.si

PERFORMANCE - 1 YR

+14,93%

PERFORMANCE - 3 YR

-21,70%

PERFORMANCE - 5 YR

+1,25%

Infond Umbrella Fund

Infond Megatrendi, equity subfund

Investment policy

Infond Megatrendi, the equity subfund of the Infond Umbrella Fund, invests in shares of companies whose products and services are part of structural changes in society, the environment, technology and demography (megatrends).

Suitable for

The fund is suitable for investors who are willing to assume higher risk and invest over the long term.

Fund overview as at 31.05.2024

ISIN	SI0021401219
Net asset value (NAV)	€1,57
Total Net Assets (EUR)	3.089.982 €
Initial charge	max. 3 %
Redemption fee	0%
Management fee	2,25%
Inception date	20.06.2008

The summary risk indicator



The risk indicator is based on the assumption that investor holds the fund for at least 5 years.

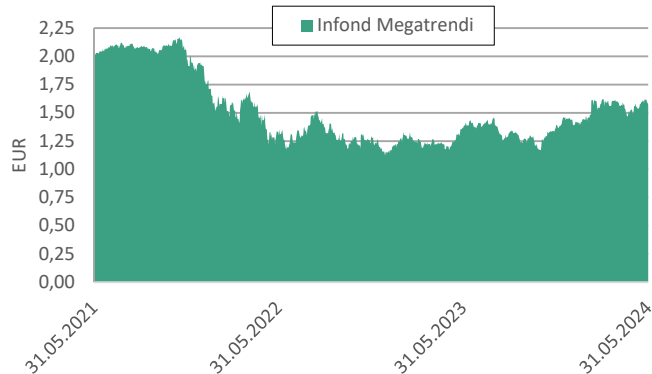
The summary risk indicator is a guide to the level of risk of this product compared to other products. It shows how likely it is that the product will lose money because of movements in the markets or because we are not able to pay you.

We have classified the fund as 5 out of 7, which is a medium-high risk class. The summary risk indicator is based on an estimate of the magnitude of fluctuations in the value of the asset unit. Depending on the fund's operations in the future, the summary risk indicator may change. The lowest category does not mean a risk-free investment. The Fund does not use any protection for future market performance, so you may lose all or part of your investment.

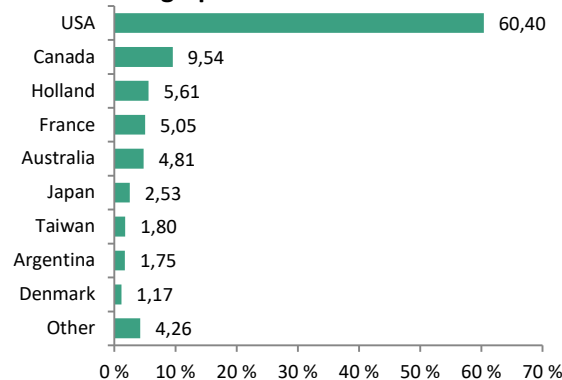
TOP 10 Holdings as at 31.05.2024

	ISIN	%
ENOVIX	US2935941078	6,97
PALANTIR TECHNOLOGIES	US69608A1088	5,17
CAMECO	CA13321L1085	5,13
PILBARA MINERALS	AU000000PLS0	4,81
KLA - TENCOR	US4824801009	4,53
ENPHASE ENERGY	US29355A1079	4,20
GLOBAL X URANIUM	US37954Y8710	3,85
SCHNEIDER ELECTRIC	FR0000121972	3,61
NVIDIA	US67066G1040	3,27
NEXGEN ENERGY	CA65340P1062	3,25

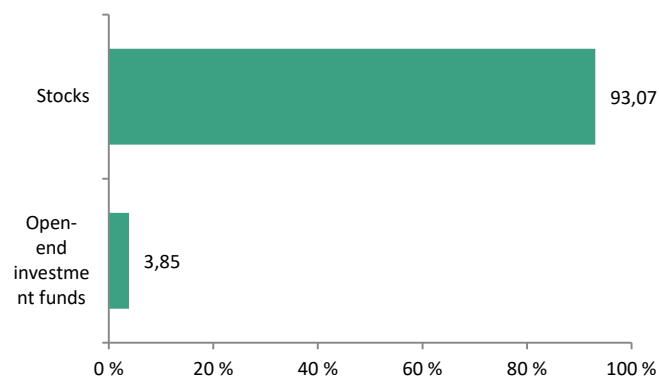
Fund performance



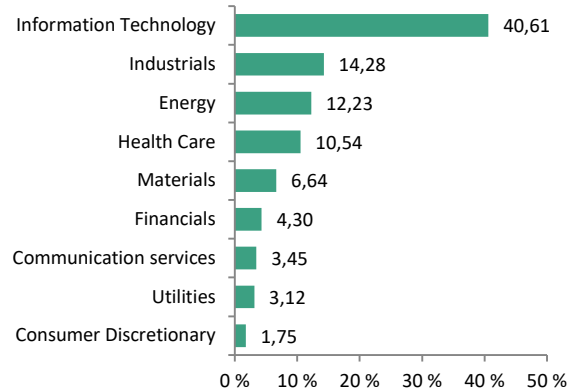
Geographic allocation



Asset allocation



Sector allocation



SAVA INFOND, DRUŽBA ZA UPRAVLJANJE, D.O.O.

Ulica Eve Lovše 7, SI-2000 Maribor

Tel: +386 2 229 74 40, Fax: +386 2 229 74 89, E: info@infond.si

PERFORMANCE - 1 YR

+14,67%

PERFORMANCE - 3 YR

+17,68%

PERFORMANCE - 5 YR

+52,90%

Infond Umbrella Fund

Infond Naložbeni cilj 2040, target date subfund

Investment policy

A professionally managed, well-diversified investment portfolio in a single fund. Infond Naložbeni cilj 2040 allocates assets among equity, bond and money market instruments based on its investment strategy.

Suitable for

Above all for investors with financial goal targeted around year 2040. On basis of its investment policy the subfund will gradually turn from predominantly equity to predominantly bond subfund as approaching year 2040.

Fund overview as at 31.05.2024

ISIN	SI0021401672
Net asset value (NAV)	€15,75
Total Net Assets (EUR)	4.459.570 €
Initial charge	0%
Redemption fee	max. 3%
Management fee	descending from 1.75% to 0,50%
Inception date	09.01.2017

The summary risk indicator



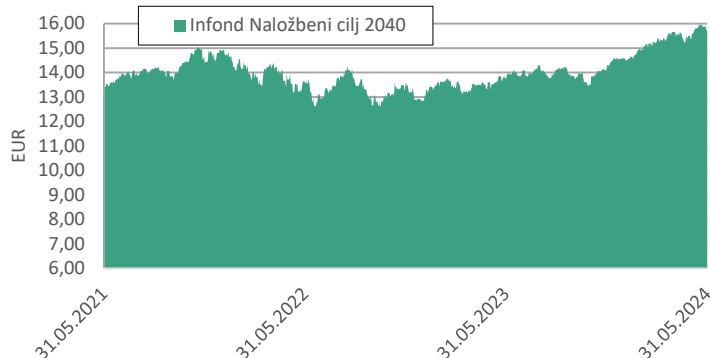
The risk indicator is based on the assumption that investor holds the fund for at least 3 years.

The summary risk indicator is a guide to the level of risk of this product compared to other products. It shows how likely it is that the product will lose money because of movements in the markets or because we are not able to pay you.

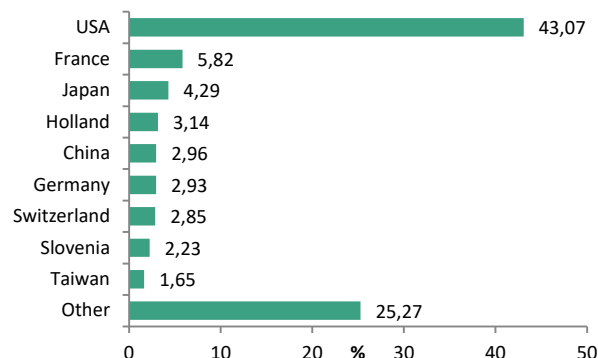
We have classified the fund as 4 out of 7, which is a medium risk class. The summary risk indicator is based on an estimate of the magnitude of fluctuations in the value of the asset unit. Depending on the fund's operations in the future, the summary risk indicator may change. The lowest category does not mean a risk-free investment. The Fund does not use any protection for future market performance, so you may lose all or part of your investment.

TOP 10 Holdings as at 31.05.2024	ISIN	%
ISHARES EURO AGGREGATE BOND	IE00B3DKXQ41	3,78
MICROSOFT	US5949181045	3,52
ISHARES CORE EURO GOVERNMENT BOND	IE00B4WXJJ64	3,47
NVIDIA	US67066G1040	2,94
APPLE	US0378331005	2,66
SPDR BLOOMBERG BARCLAYS 1-3 EURO GOVERNMENT	IE00B6YX5F63	2,62
REPUBLIKA SLOVENIJA - DZ105	SI0002503496	2,23
AMAZON	US0231351067	2,15
ISHARES EURO CORPORATE BOND EX-FINANCIALS	IE00B4L5ZG21	1,67
TAIWAN SEMICONDUCTOR	US8740391003	1,65

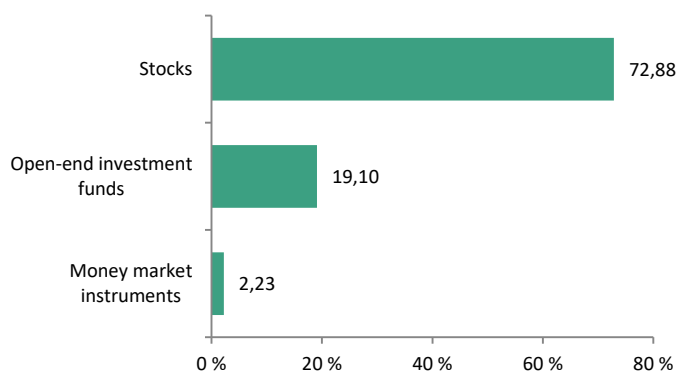
Fund performance



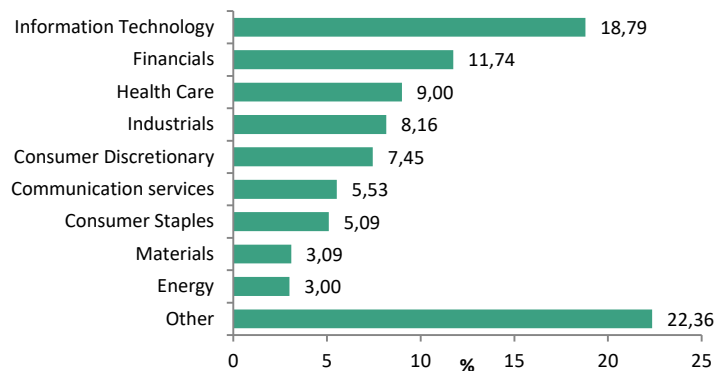
Geographic allocation



Asset Allocation



Sector allocation



SAVA INFOND, DRUŽBA ZA UPRAVLJANJE, D.O.O.

Ulica Eve Lovše 7, SI-2000 Maribor

Tel: +386 2 229 74 40, Fax: +386 2 229 74 89, E: info@infond.si

PERFORMANCE - 1 YR

+1,26%

PERFORMANCE - 3 YR

-15,54%

PERFORMANCE - 5 YR

-14,23%

Infond Umbrella Fund

Infond Obvezniški - EUR, bond subfund

Investment policy

Infond Obvezniški - EUR, the bond subfund of Infond Umbrella Funds, invests a minimum of 80% of its net assets in bond funds and debt securities of issuers anywhere in the world, at least 70% are nominated in EURO.


Suitable for

Investors with low risk tolerance or risk averse investors.

Fund overview as at 31.05.2024

ISIN	SI0021401318
Net asset value (NAV)	€11,66
Total Net Assets (EUR)	8.932.321 €
Initial charge	max. 1,5 %
Redemption fee	0%
Management fee	1,10%
Inception date	14.08.2010

The summary risk indicator



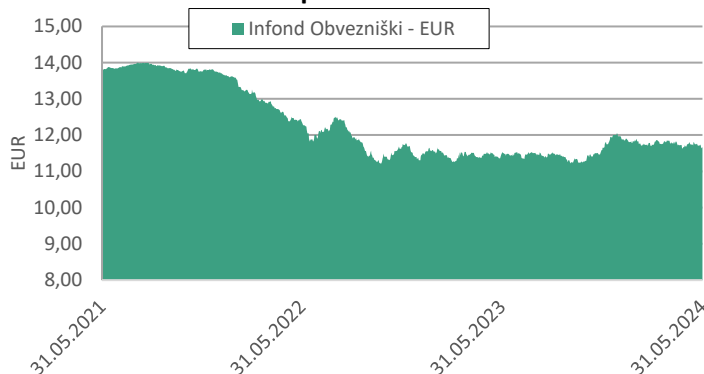
The risk indicator is based on the assumption that investor holds the fund for at least 3 years.

The summary risk indicator is a guide to the level of risk of this product compared to other products. It shows how likely it is that the product will lose money because of movements in the markets or because we are not able to pay you.

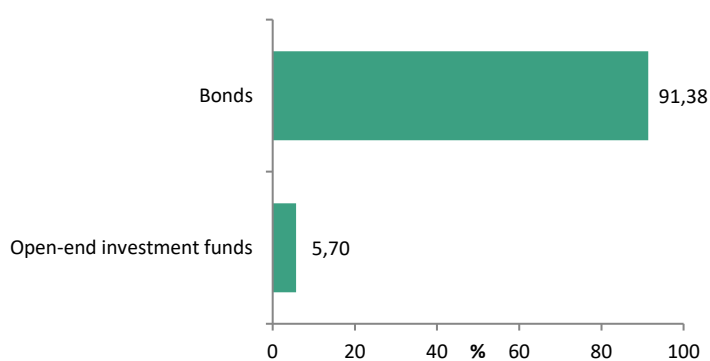
We have classified the fund as 2 out of 7, which is a low risk class. The summary risk indicator is based on an estimate of the magnitude of fluctuations in the value of the asset unit. Depending on the fund's operations in the future, the summary risk indicator may change. The lowest category does not mean a risk-free investment. The Fund does not use any protection for future market performance, so you may lose all or part of your investment.

TOP 10 Holdings as at 31.05.2024	ISIN	%
REPUBLIC OF AUSTRIA - RAGB 3.15	AT0000A33SK7	5,51
REPUBLIC OF FINLAND - RFGB 0.5	FI4000517677	5,49
FRANCE - FRTR 4.5	FR0010773192	5,13
EU - EU 0.1	EU000A283867	5,06
DEUTCHLAND - DBR 0 05/15/36	DE0001102549	4,87
EFSF	EU000A1G0AT6	4,57
KINGDOM OF THE NETHERLANDS - NETHER 0	NL0015000B11	4,47
ROMANIA - ROMANI 2.875	XS1420357318	4,23
REPUBLIKA SLOVENIJA - SLOREP 1.5	SI0002103487	3,74
BELGIUM KINGDOM - BGB 0.35	BE0000354630	3,63

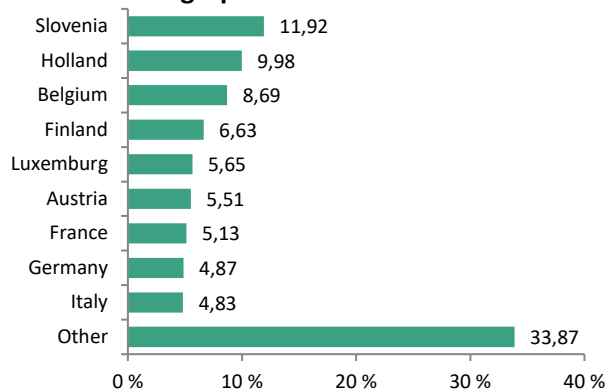
Fund performance



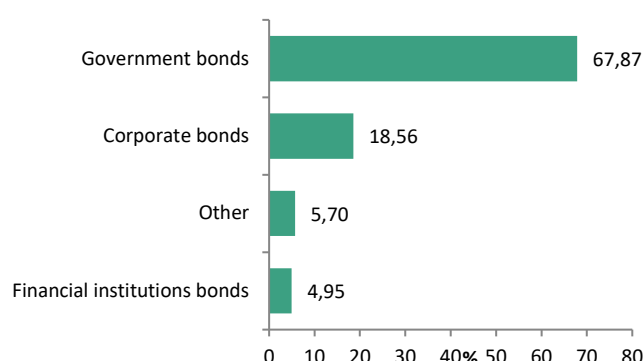
Asset allocation



Geographic allocation



Sector allocation



SAVA INFOND, DRUŽBA ZA UPRAVLJANJE, D.O.O.

Ulica Eve Lovše 7, SI-2000 Maribor

Tel: +386 2 229 74 40, Fax: +386 2 229 74 89, E: info@infond.si

PERFORMANCE - 1 YR

+17,79%

PERFORMANCE - 3 YR

+22,74%

PERFORMANCE - 5 YR

+62,88%

Infond Umbrella Fund

Infond Razviti trgi, developed markets equity subfund

Investment policy

Infond Razviti trgi is an equity subfund of the Infond Umbrella Fund. It invests a minimum of 80% of its net assets in equities issued by companies anywhere in the developed world with no sectoral limitation.

Suitable for

The fund is suitable for investors who are willing to assume higher risk and invest over the long term.

Fund overview as at 31.05.2024

ISIN	SI0021400179
Net asset value (NAV)	€18,76
Total Net Assets (EUR)	107.470.929 €
Initial charge	max. 3 %
Redemption fee	0%
Management fee	2,25%
Inception date	01.09.2004

The summary risk indicator



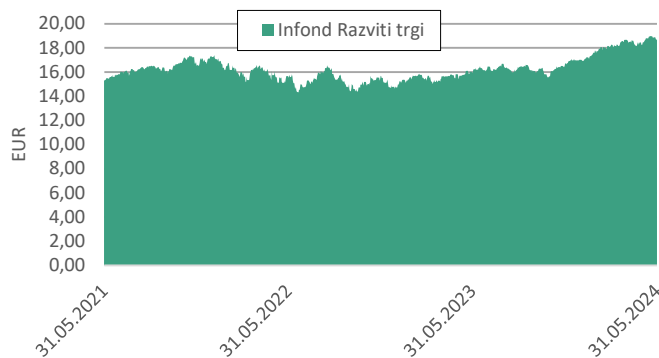
The risk indicator is based on the assumption that investor holds the fund for at least 5 years. The summary risk indicator is a guide to the level of risk of this product compared to other products. It shows how likely it is that the product will lose money because of movements in the markets or because we are not able to pay you.

We have classified the fund as 4 out of 7, which is a medium risk class. The summary risk indicator is based on an estimate of the magnitude of fluctuations in the value of the asset unit. Depending on the fund's operations in the future, the summary risk indicator may change. The lowest category does not mean a risk-free investment. The Fund does not use any protection for future market performance, so you may lose all or part of your investment.

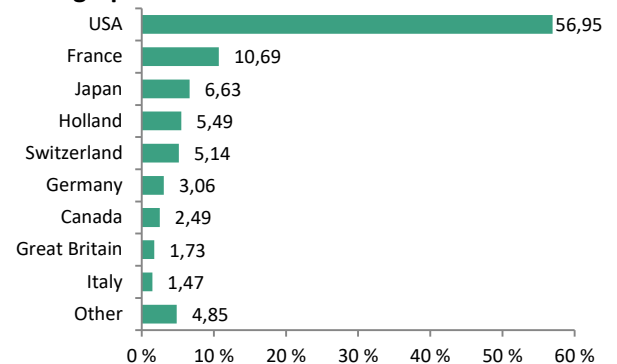
TOP 10 Holdings as at 31.05.2024

	ISIN	%
MICROSOFT	US5949181045	4,63
APPLE	US0378331005	4,12
ALPHABET	US02079K3059	2,96
AMAZON	US0231351067	2,87
NVIDIA	US67066G1040	2,82
TOTAL ENERGIES	FR0000120271	2,12
ASML HOLDING	NL0010273215	1,86
ELEVANCE HEALTH	US0367521038	1,71
ISHARES MSCI JAPAN	US46434G8226	1,66
ANALOG DEVICES	US0326541051	1,61

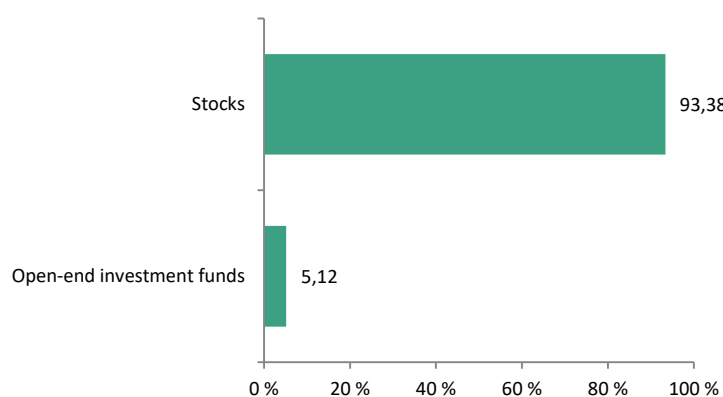
Fund performance



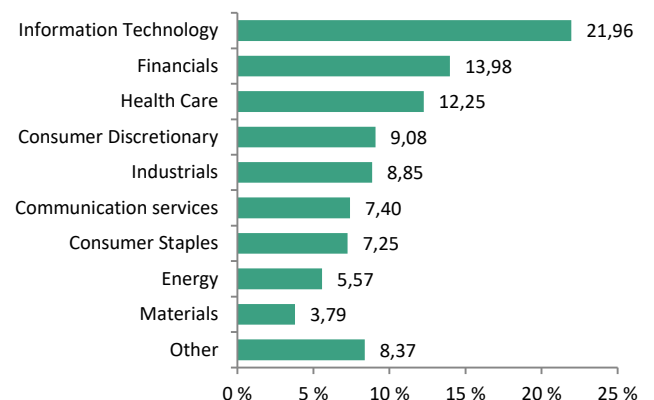
Geographic allocation



Asset allocation



Sector allocation



SAVA INFOND, DRUŽBA ZA UPRAVLJANJE, D.O.O.

Ulica Eve Lovše 7, SI-2000 Maribor

Tel: +386 2 229 74 40, Fax: +386 2 229 74 89, E: info@infond.si

PERFORMANCE - 1 YR

+15,63%

PERFORMANCE - 3 YR

+24,23%

PERFORMANCE - 5 YR

+79,43%

Infond Umbrella Fund

Infond Select, developed market equity subfund

Investment policy

Infond Select is a global equity subfund of developed markets. The subfund has no sectoral limitation. Its assets are invested in a focused portfolio of between 25 and 40 high quality business that are potentially positioned for long-term growth.

Suitable for

The fund is suitable for investors who are willing to assume higher risk and invest over the long term.

Fund overview as at 31.05.2024

ISIN	SI0021400344
Net asset value (NAV)	€25,66
Total Net Assets (EUR)	24.527.415 €
Initial charge	max. 3 %
Redemption fee	0%
Management fee	2,25%
Inception date	01.08.2007

The summary risk indicator



The risk indicator is based on the assumption that investor holds the fund for at least 5 years.

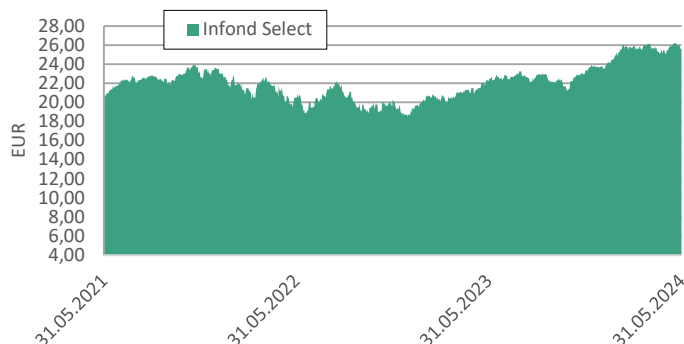
The summary risk indicator is a guide to the level of risk of this product compared to other products. It shows how likely it is that the product will lose money because of movements in the markets or because we are not able to pay you.

We have classified the fund as 4 out of 7, which is a medium risk class. The summary risk indicator is based on an estimate of the magnitude of fluctuations in the value of the asset unit. Depending on the fund's operations in the future, the summary risk indicator may change. The lowest category does not mean a risk-free investment. The Fund does not use any protection for future market performance, so you may lose all or part of your investment.

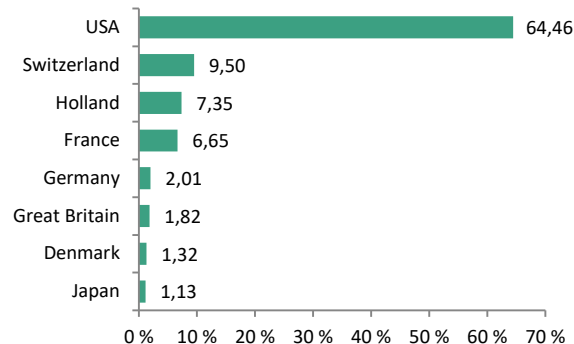
TOP 10 Holdings as at 31.05.2024

	ISIN	%
BERKSHIRE HATHAWAY	US0846707026	6,88
MICROSOFT	US5949181045	4,83
ALPHABET	US02079K3059	4,54
APPLE	US0378331005	4,33
UNILEVER	GB00B10RZP78	4,29
NESTLE	CH0038863350	3,97
NVIDIA	US67066G1040	3,71
BLACKROCK	US09247X1019	3,34
AMAZON	US0231351067	3,31
ROCHE HOLDING	CH0012032048	3,26

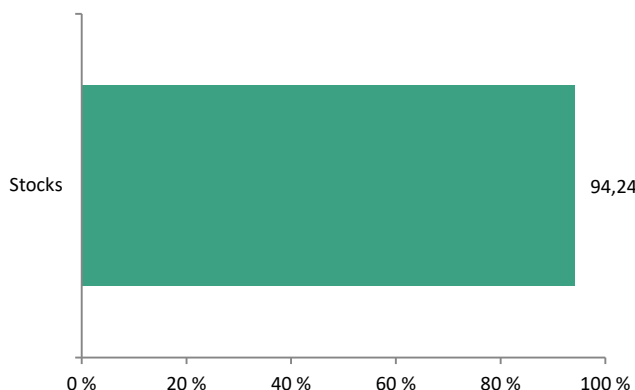
Fund performance



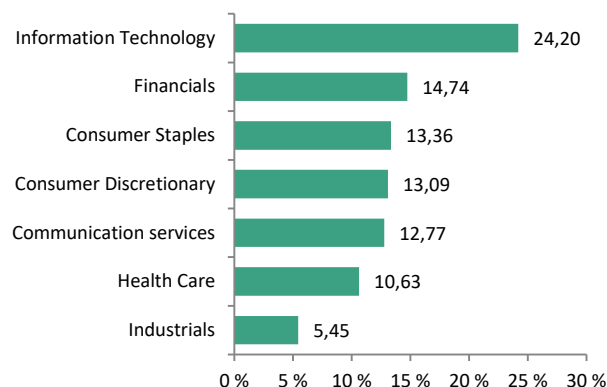
Geographic allocation



Asset allocation



Sector allocation



SAVA INFOND, DRUŽBA ZA UPRAVLJANJE, D.O.O.

Ulica Eve Lovše 7, SI-2000 Maribor

Tel: +386 2 229 74 40, Fax: +386 2 229 74 89, E: info@infond.si

PERFORMANCE - 1 YR

+22,64%

PERFORMANCE - 3 YR

+61,81%

PERFORMANCE - 5 YR

+45,45%

Infond Umbrella Fund

Infond Surovine in energija, equity subfund

Investment policy

Infond Surovine in energija (Equity Subfund of Infond Umbrella Fund) invests primarily in common stocks and normally invests at least 80% of assets in securities of companies from sectors Energy and Materials, according to GICS classification.


Suitable for

The fund is suitable for investors who are willing to assume higher risk and invest over the long term.

Fund overview as at 31.05.2024

ISIN	SI0021400500
Net asset value (NAV)	€16,82
Total Net Assets (EUR)	9.671.287 €
Initial charge	max. 3 %
Redemption fee	0%
Management fee	2,25%
Inception date	03.10.2005

The summary risk indicator



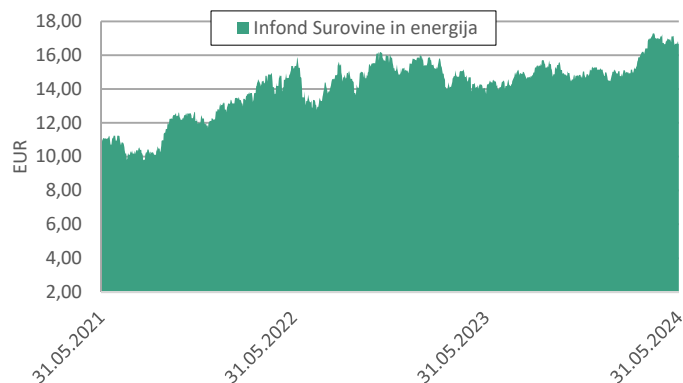
The risk indicator is based on the assumption that investor holds the fund for at least 5 years.

The summary risk indicator is a guide to the level of risk of this product compared to other products. It shows how likely it is that the product will lose money because of movements in the markets or because we are not able to pay you.

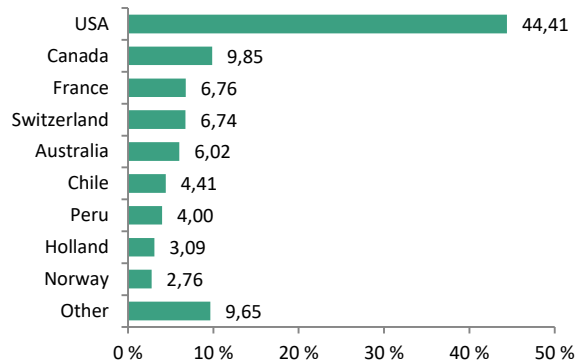
We have classified the fund as 6 out of 7, which is the second-highest risk class. The summary risk indicator is based on an estimate of the magnitude of fluctuations in the value of the asset unit. Depending on the fund's operations in the future, the summary risk indicator may change. The lowest category does not mean a risk-free investment. The Fund does not use any protection for future market performance, so you may lose all or part of your investment.

TOP 10 Holdings as at 31.05.2024	ISIN	%
EXXON MOBIL	US30231G1022	8,16
CHEVRON	US1667641005	6,19
CAMECO	CA13321L1085	5,29
IVANHOE MINES LTD	CA46579R1047	4,11
SOUTHERN COPPER CORPORATION	US84265V1052	4,00
ANTOFAGASTA	GB0000456144	3,74
LINDE	IE00059YS762	3,73
TOTAL ENERGIES	FR0000120271	3,46
BHP GROUP	AU000000BHP4	3,37
AIR LIQUIDE	FR0000120073	3,30

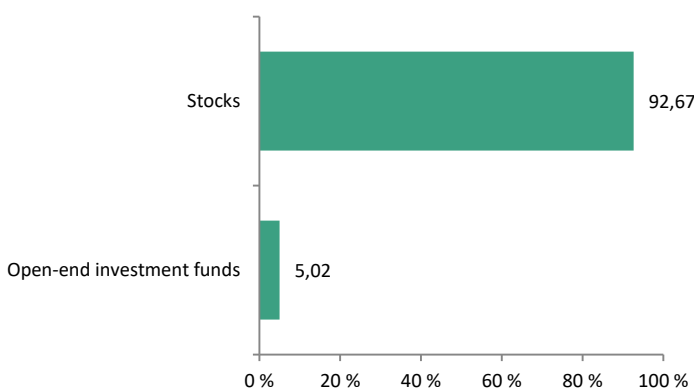
Fund performance



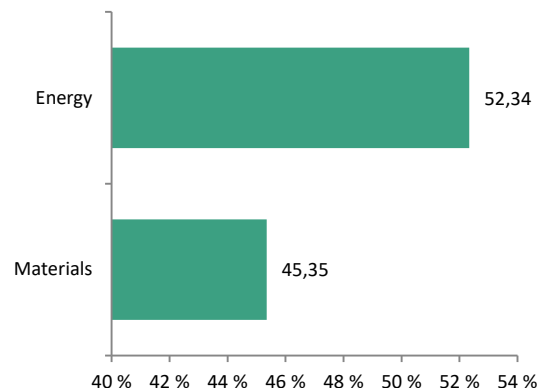
Geographic allocation



Asset allocation



Sector allocation



SAVA INFOND, DRUŽBA ZA UPRAVLJANJE, D.O.O.

Ulica Eve Lovše 7, SI-2000 Maribor

Tel: +386 2 229 74 40, Fax: +386 2 229 74 89, E: info@infond.si

PERFORMANCE - 1 YR

+29,30%

PERFORMANCE - 3 YR

+48,60%

PERFORMANCE - 5 YR

+156,84%

Infond Umbrella Fund

Infond Tehnologija, equity subfund

Investment policy

Infond Tehnologija, the equity subfund of the Infond Umbrella Fund, invests primarily in equities of companies from IT and IT related companies without geographical limitation.


Suitable for

The fund is suitable for investors who are willing to assume higher risk and invest over the long term.

Fund overview as at 31.05.2024

ISIN	SI0021400914
Net asset value (NAV)	€126,85
Total Net Assets (EUR)	182.457.339 €
Initial charge	max. 3%
Redemption fee	0%
Management fee	2,25%
Inception date	01.10.2007

The summary risk indicator



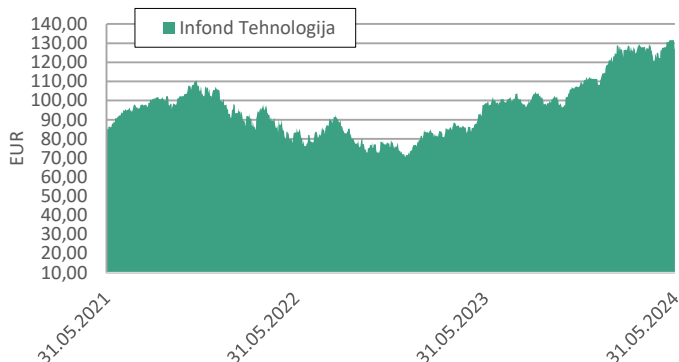
The risk indicator is based on the assumption that investor holds the fund for at least 5 years.

The summary risk indicator is a guide to the level of risk of this product compared to other products. It shows how likely it is that the product will lose money because of movements in the markets or because we are not able to pay you.

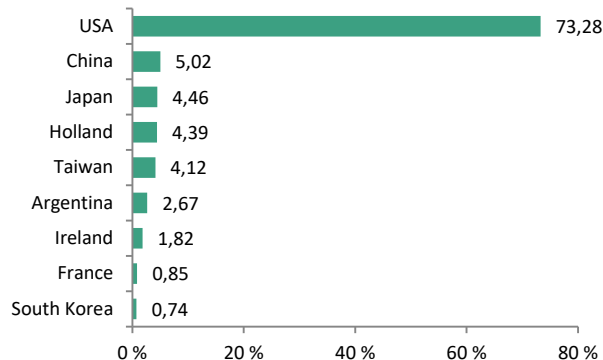
We have classified the fund as 5 out of 7, which is a medium-high risk class. The summary risk indicator is based on an estimate of the magnitude of fluctuations in the value of the asset unit. Depending on the fund's operations in the future, the summary risk indicator may change. The lowest category does not mean a risk-free investment. The Fund does not use any protection for future market performance, so you may lose all or part of your investment.

TOP 10 Holdings as at 31.05.2024	ISIN	%
NVIDIA	US67066G1040	8,75
MICROSOFT	US5949181045	8,43
SERVICENOW	US81762P1021	7,65
APPLE	US0378331005	7,25
SALESFORCE.COM	US79466L3024	4,60
ALPHABET	US02079K3059	4,45
ASML HOLDING	NL0010273215	4,39
PALO ALTO NETWORKS	US6974351057	4,26
META PLATFORMS	US30303M1027	4,17
TAIWAN SEMICONDUCTOR	US8740391003	4,12

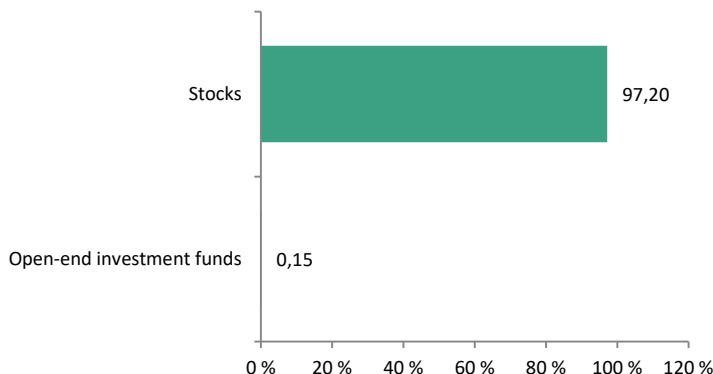
Fund performance



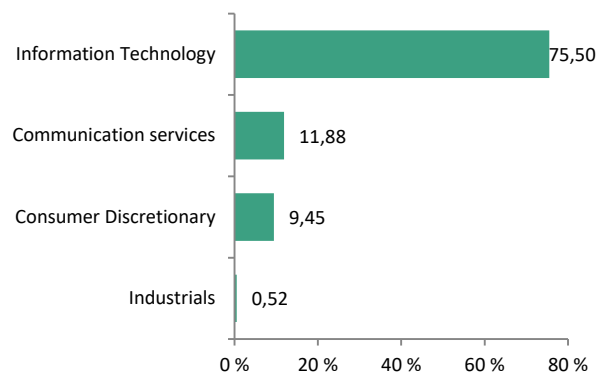
Geographic allocation



Asset allocation



Sector allocation



SAVA INFOND, DRUŽBA ZA UPRAVLJANJE, D.O.O.

Ulica Eve Lovše 7, SI-2000 Maribor

Tel: +386 2 229 74 40, Fax: +386 2 229 74 89, E: info@infond.si

PERFORMANCE - 1 YR

+13,98%

PERFORMANCE - 3 YR

-12,04%

PERFORMANCE - 5 YR

+12,10%

Infond Umbrella Fund

Infond Trgi v razvoju, equity subfund

Investment policy

Infond Trgi v razvoju (Equity Subfund of Infond Umbrella Fund) invests primarily in equities of companies based in the Emerging markets, without sectoral limitation.

Suitable for

The fund is suitable for investors who are willing to assume higher risk and invest over the long term.


TOP 10 Holdings as at 31.05.2024

	ISIN	%
TAIWAN SEMICONDUCTOR	US8740391003	8,71
ISHARES MSCI TAIWAN	US46434G7723	4,17
SAMSUNG	US7960508882	4,03
TENCENT HOLDINGS	KYG875721634	3,88
MAKEMYTRIP	MU0295S00016	3,86
SOUTHERN COPPER CORPORATION	US84265V1052	3,40
STATE BANK OF INDIA	US8565522039	3,17
ICICI BANK	US45104G1040	3,07
LARSEN & TOUBRO	USY5217N1183	3,04
NASPERS	ZAE000325783	3,03

Fund overview as at 31.05.2024

ISIN	SI0021400518
Net asset value (NAV)	€26,48
Total Net Assets (EUR)	32.120.831 €
Initial charge	max. 3 %
Redemption fee	0%
Management fee	2,25%
Inception date	03.10.2005

The summary risk indicator

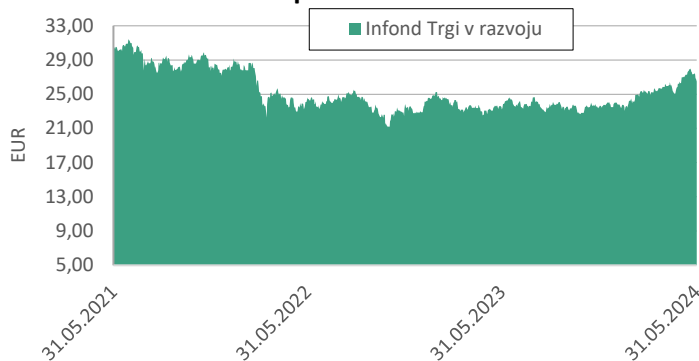


The risk indicator is based on the assumption that investor holds the fund for at least 5 years.

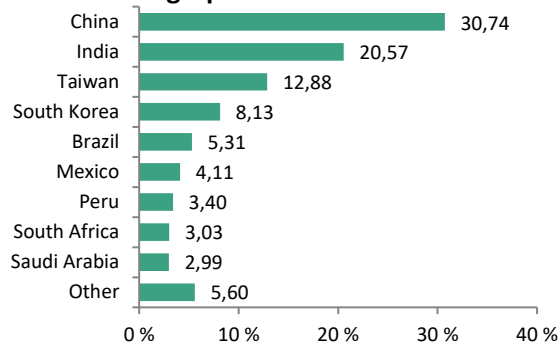
The summary risk indicator is a guide to the level of risk of this product compared to other products. It shows how likely it is that the product will lose money because of movements in the markets or because we are not able to pay you.

We have classified the fund as 5 out of 7, which is a medium-high risk class. The summary risk indicator is based on an estimate of the magnitude of fluctuations in the value of the asset unit. Depending on the fund's operations in the future, the summary risk indicator may change. The lowest category does not mean a risk-free investment. The Fund does not use any protection for future market performance, so you may lose all or part of your investment.

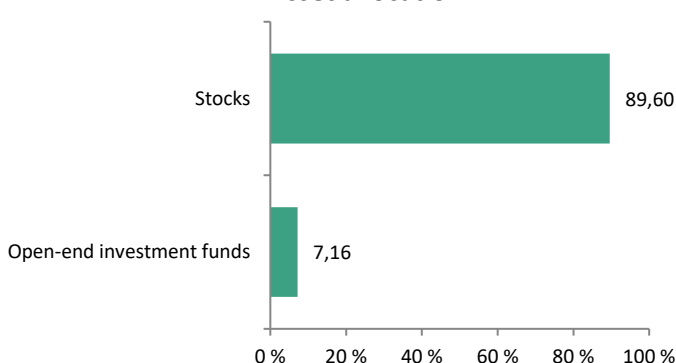
Fund performance



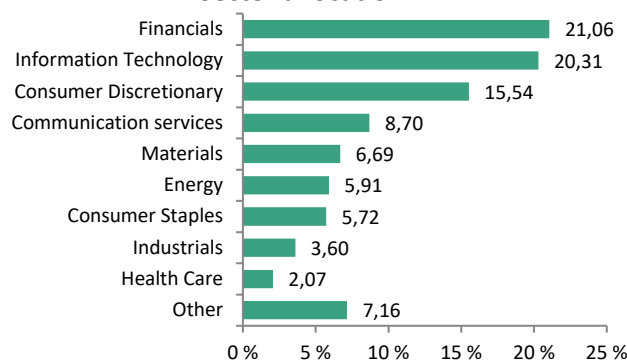
Geographic allocation



Asset allocation



Sector allocation



SAVA INFOND, DRUŽBA ZA UPRAVLJANJE, D.O.O.

Ulica Eve Lovše 7, SI-2000 Maribor

Tel: +386 2 229 74 40, Fax: +386 2 229 74 89, E: info@infond.si

PERFORMANCE - 1 YR

+20,91%

PERFORMANCE - 3 YR

+31,66%

PERFORMANCE - 5 YR

+82,46%

Infond Umbrella Fund

Infond ZDA, equity subfund

Investment policy

Infond ZDA invests mainly in the shares of companies with the registered office or predominant part of operations in United States of America. The fund has no sectoral limitation.

Suitable for

The fund is suitable for investors who are willing to assume higher risk and invest over the long term.

Fund overview as at 31.05.2024

ISIN	SI0021400534
Net asset value (NAV)	€39,79
Total Net Assets (EUR)	18.111.709 €
Initial charge	max. 3 %
Redemption fee	0%
Management fee	2,25%
Inception date	04.06.2007

The summary risk indicator



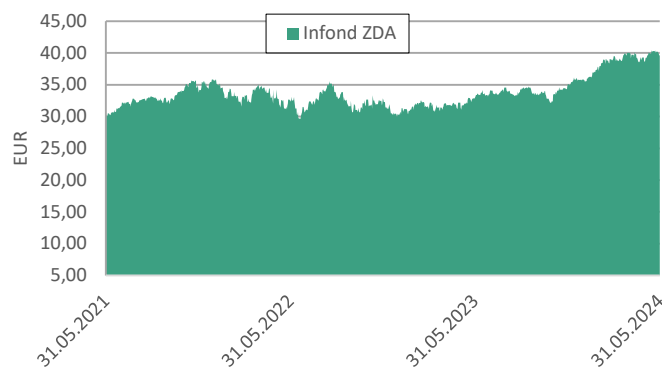
The risk indicator is based on the assumption that investor holds the fund for at least 5 years.

The summary risk indicator is a guide to the level of risk of this product compared to other products. It shows how likely it is that the product will lose money because of movements in the markets or because we are not able to pay you.

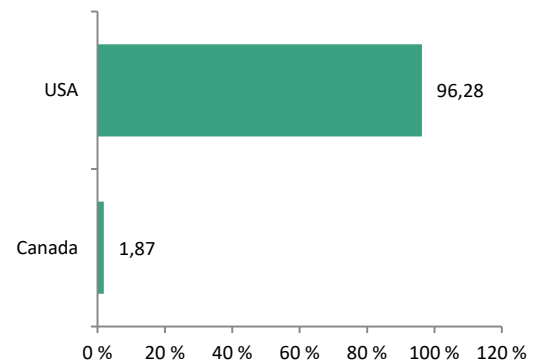
We have classified the fund as 5 out of 7, which is a medium-high risk class. The summary risk indicator is based on an estimate of the magnitude of fluctuations in the value of the asset unit. Depending on the fund's operations in the future, the summary risk indicator may change. The lowest category does not mean a risk-free investment. The Fund does not use any protection for future market performance, so you may lose all or part of your investment.

TOP 10 Holdings as at 31.05.2024	ISIN	%
NVIDIA	US67066G1040	5,91
MICROSOFT	US5949181045	5,72
APPLE	US0378331005	5,54
ALPHABET	US02079K3059	3,83
AMAZON	US0231351067	3,55
APPLIED MATERIALS	US0382221051	3,20
SALESFORCE.COM	US79466L3024	2,91
META PLATFORMS	US30303M1027	2,85
ANALOG DEVICES	US0326541051	2,54
SERVICENOW	US81762P1021	2,51

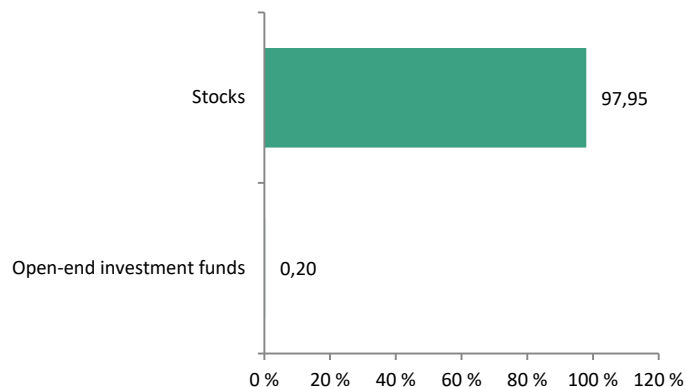
Fund performance



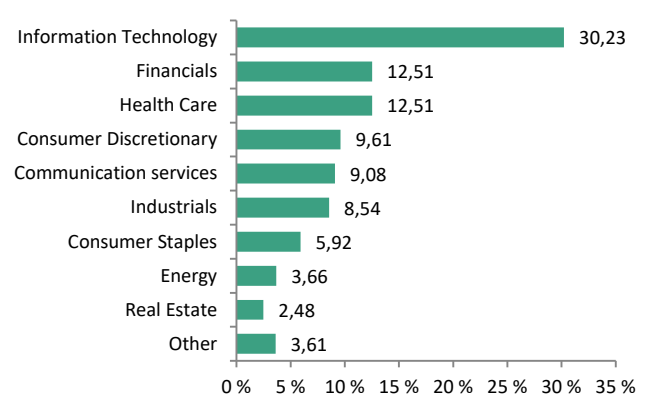
Geographic allocation



Asset allocation



Sector allocation



SAVA INFOND, DRUŽBA ZA UPRAVLJANJE, D.O.O.

Ulica Eve Lovše 7, SI-2000 Maribor

Tel: +386 2 229 74 40, Fax: +386 2 229 74 89, E: info@infond.si

PERFORMANCE - 1 YR

+7,51%

PERFORMANCE - 3 YR

+23,13%

PERFORMANCE - 5 YR

+50,05%

Infond Umbrella Fund

Infond Zdravstvo, equity subfund

Investment policy

Infond Zdravstvo, equity subfund of Infond Umbrella fund invests mainly in the shares of sectorally limited portfolios of companies from the Healthcare sector (pharmaceuticals and biotechnology, medical equipment industry...).

Suitable for

The fund is suitable for investors who are willing to assume higher risk and invest over the long term.

Fund overview as at 31.05.2024

ISIN	SI0021400526
Net asset value (NAV)	€46,12
Total Net Assets (EUR)	40.074.595 €
Initial charge	max. 5 %
Redemption fee	0%
Management fee	2,25%
Inception date	04.06.2007

The summary risk indicator



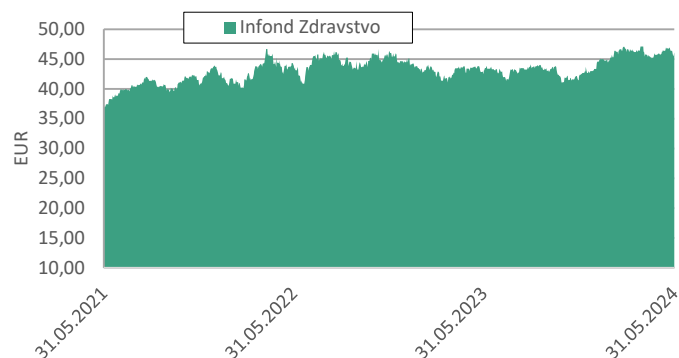
The risk indicator is based on the assumption that investor holds the fund for at least 5 years.

The summary risk indicator is a guide to the level of risk of this product compared to other products. It shows how likely it is that the product will lose money because of movements in the markets or because we are not able to pay you.

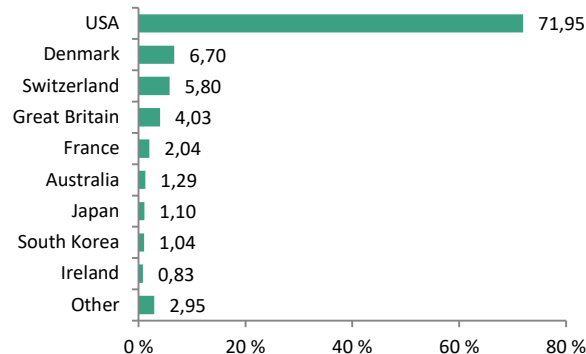
We have classified the fund as 4 out of 7, which is a medium risk class. The summary risk indicator is based on an estimate of the magnitude of fluctuations in the value of the asset unit. Depending on the fund's operations in the future, the summary risk indicator may change. The lowest category does not mean a risk-free investment. The Fund does not use any protection for future market performance, so you may lose all or part of your investment.

TOP 10 Holdings as at 31.05.2024	ISIN	%
ELI LILY & CO	US5324571083	8,71
UNITEDHEALTH	US91324P1021	6,70
NOVO NORDISK	US6701002056	5,69
MERCK & CO	US58933Y1055	4,50
ASTRAZENECA	GB0009895292	4,03
ABBVIE	US00287Y1091	3,60
ELEVANCE HEALTH	US0367521038	3,59
BOSTON SCIENTIFIC	US1011371077	3,51
INTUITIVE SURGICAL	US46120E6023	3,27
ROCHE HOLDING	CH0012032048	2,99

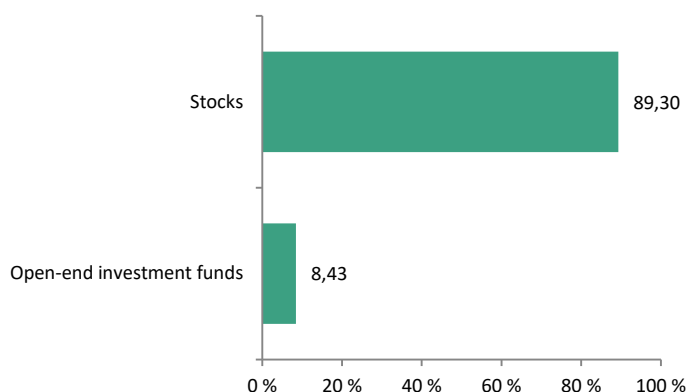
Fund performance



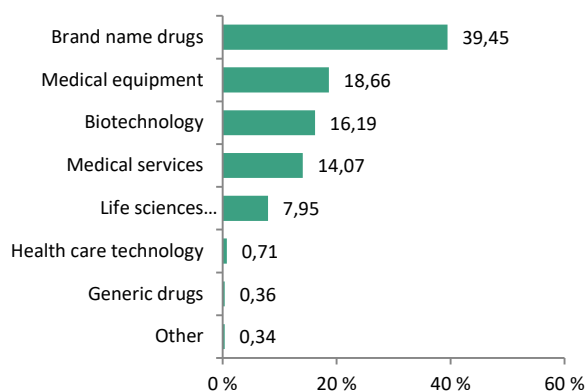
Geographic allocation



Asset allocation



Sector allocation



SAVA INFOND, DRUŽBA ZA UPRAVLJANJE, D.O.O.

Ulica Eve Lovše 7, SI-2000 Maribor

Tel: +386 2 229 74 40, Fax: +386 2 229 74 89, E: info@infond.si



The information contained in this document does not constitute investment advice and is merely a brief summary of key aspects of the fund. Full details of the fund can be found in sales prospectus, Key Investor Information Document (KIID), supplemented in each case by the most recent audited annual and half-yearly report, if this report is more recent than the most recently available annual report. These documents constitute the sole binding basis for the purchase of fund units. They are available in Slovenian language free of charge in either electronic or printed form to interested parties at management company Sava Infond, družba za upravljanje, d.o.o., information and paying agents, and webpage (www.infond.si). Calculation of performance excludes initial fees (max. 3%) and redemption fees (max. 3%). Individual costs such as fees, commissions and other charges have not been included in this document and would have an adverse impact on returns if they were included. It should be noted that past performance is not a reliable indicator of the future performance of a fund. Prices of shares and the income from them may fall as well as rise and investors may not get back the amount originally invested. Information on the Risk-Reward Profile (from 1 to 7) is available on webpage www.infond.si. Further information on taxation can be found in the full sales prospectus. The units issued under this fund may only be offered for purchase or sold in jurisdictions in which such offer or sale is permitted. The investors may receive additional and more detailed information related to the operations and about the units for sub-funds at the Management company of the fund: SAVA INFOND, družba za upravljanje, d.o.o., Ulica Eve Lovše 7, SI-2000 Maribor, Slovenia Tel.: +386 2 229 7440, Fax: +386 2 229 7489, www.infond.si. Our languages of communication are German and English.